


# Forest of Reading 2024

## Silver Birch Fiction Activities

### Apartment 713

Written by Kevin Sylvester



At the beginning of *Apartment 713*, Jake is disappointed and discouraged with the weathered aesthetics of the interior of his new apartment, including the peeling wallpaper on his bedroom walls.

We eventually learn that a famous painter once painted a mural on the walls of the Regency in the 1920s when the building was new.

If you were hired as the painter of the Regency, what would you paint on the walls?


Use the space below to sketch out your mural. If you wish, you can then paint your mural on a small canvas!

A large, empty rectangular box with a black border, intended for students to sketch their mural. The box is positioned below the text and above the footer.

# Forest of Reading 2024

## Silver Birch Fiction Activities

**The Boy Who Woke the Sun**  
Written by A.T. Woodley  
Illustrated by Mike Deas



What is camouflage?

When Elliot and the octopus heard buzzing sounds, the octopus told Elliot to hide, then the octopus changed its colour to match the dirt and covered itself with moss and leaves.

Do some research to learn about camouflaging? Use the chart below to make a list of living creatures that use camouflage. Add a short description of how they camouflage.

Animal Name	Camouflage

Want to make your own octopus ink? Check out this website for a fun science experiment.

<https://science4superheroes.wordpress.com>



# Forest of Reading 2024

## Silver Birch Fiction Activities

**The Case of the Rigged Race**  
**(A Mighty Muskrats Mystery)**  
**Written by Michael Hutchinson**



### Map Making Activity

Using the events and locations mentioned in the novel, create a map of Windy Lake First Nation during the Trapper's Festival. Be sure to include the dogsled race route, Windy Lake School, the Muskrats' fort, Grandpa's house and campfire, the community hall, the Co-op, and the Swamp. Add any other places of interest or importance, and include a legend. Use the space provided below to create your map.

### STEM Activity

Design and build a mini-model of a dogsled using recycled materials. The sled must be able to slide along a surface and it must be able to carry a load. Test your design.



# Forest of Reading 2024

## Silver Birch Fiction Activities

**Jude Saves the World**  
Written by Ronnie Riley



In the book *Jude Saves the World*, Jude created R.R.S. as a safe space. What is a safe space? What would you put in it? Write your answers below. Now try making your own safe space at home.

A large rectangular area for writing, bounded by a blue border. It contains 18 horizontal blue lines for writing. A vertical red line is positioned on the left side of the writing area, approximately one-fifth of the way from the left edge.



# Forest of Reading 2024

## Silver Birch Fiction Activities

**Swept Away: Ruth Mornay and the Unwanted Clues**

Written by Natalie Hyde



Create Your Own Family Tree

When Ruth was assigned a family tree history project at school, she had a difficult time completing it because her father offered very little information about his side of the family. This left Ruth feeling upset that her family tree looked incomplete.

Make a list of people in your family, such as your parents, your grandparents, aunts and uncles, that you can interview to learn more about both sides of your family. Using the list of questions below (from Ancestry.com), interview anyone on your list.

Then, add their names to the genealogical chart (family tree) on the following page. Where do you fit in your family tree.

1. Did your parents talk about any of their ancestors when you were growing up?

2. Where did you grow up?

3. For how long did your family live in the area(s)?

4. How many siblings did you have? What were their names and ages?

5. What were your siblings like?

6. Did you have any pets?

7. Did your town have a railroad? A post office? Stores?

8. Where did you go to school?

9. What was your favorite subject in school?

10. What kind of games did you play?

11. What was your favorite toy?

12. What did you do for fun?

13. Did your family ever take trips or go on vacations?

14. Did your ancestors come to Canada from a different country? Do they/you speak any foreign languages?

15. Did your family have any traditions?

16. Can you remember any stories that were told to you as a child (fictional, folklore, or real life)?

17. Did your parents have jobs? How much money did they make (weekly, monthly)?

18. Where did your parents work?

19. What were your family's favorite meals? Are there any special family recipes?

20. (If partnered) How did you meet your spouse or partner?

21. Where did you get married?

22. Who participated in your wedding?


23. Which songs were played at your wedding?

24. Do you have a copy of your wedding invitation? Photos?

25. Are there any famous people in our family or those who were in the military?



Start by writing the names of your grandparents at the top of the tree, then your parents and then you and any siblings you might have. Feel free to fill in any blank spots with aunts and uncles and cousins. Don't forget to include your pet(s) - they are family too!




If you would like to do more research, visit the Greater Sudbury Public Library's Main Branch, they have a whole department dedicated to doing genealogical research.

# Forest of Reading 2024

## Silver Birch Fiction Activities

**Gnome is Where Your Heart Is**  
Written by Casey Lyall



During one of their assignments for the Junior Forest Rangers, Lemon and Marlo find out that Rachel is an amateur mycologist, meaning someone who studies mushrooms.

A good Junior Forest Ranger always documents their findings. Research three different types of mushrooms, and using the space below, record three facts for each. To complete your research, accompany your findings with a sketch of each mushroom.

Good luck Junior Forest Ranger!

Mushroom Name	What colour are they?	Are they poisonous?	Where do they grow? What kind of climate?	Sketch

